


EMC Filterfans (EMC series)

If filterfans are used for thermal management, openings must exist in the cabinet. These can allow electromagnetic radiation to pass in or out unhindered. Pfannenberg offers the widest range of EMC Filterfans as solutions to this problem.

You too can find the right combination of EMC filterfan and exhaust filter for airflow rates from 25 m³/h to 950 m³/h.



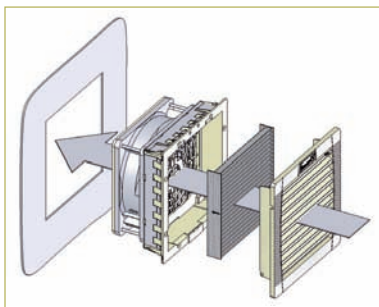
In accordance with the basic principle of our company we have dispensed with the use of metallised plastics, because these are difficult to recycle.



New metal shielding

- unequalled worldwide: contact surfaces without beryllium-copper seal!

contact springs



No elaborate reworking of the cut-out

- no adhering of copper tape or similar aids
- no time-consuming scratching off of coatings in order to ensure a good contact
- contact is made via the cut edge of the cut-out for the filterfan or exhaust filter

EMC – electromagnetic compatibility

In standards, electromagnetic compatibility, or 'EMC' for short, is defined as the ability of a component, device or system to function satisfactorily under the influence of electromagnetic fields in its surroundings, without influencing its surroundings, to which other electrical equipment also belongs, in an impermissible way.

We guarantee that our EMC shielded filterfans provide protection against electromagnetic interfe-

rence by ensuring continuity between the shielding part of the fan and the metal structure of the cabinet based on the attenuation characteristics below:

Attenuation at 30 MHz approx. 71 dB

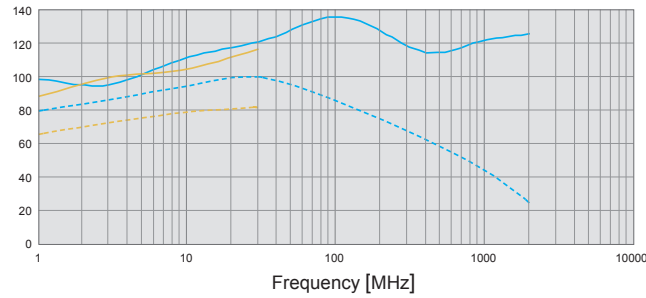
Attenuation at 400 MHz approx. 57 dB

Measured in accordance with EN 50 147-1 (1996): absorber rooms, part 1, measurement of screening attenuation.

Shielding effectiveness

PF 11.000 EMC /
PFA 10.000 EMC

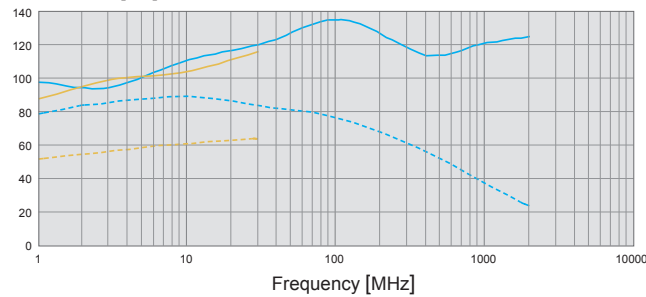
Attenuation [dB]



	E-M-field	dummy plate
	H-field	dummy plate
	E-M-field	PFA 10.000
	H-field	PFA 10.000

PF 22.000 EMC /
PFA 20.000 EMC

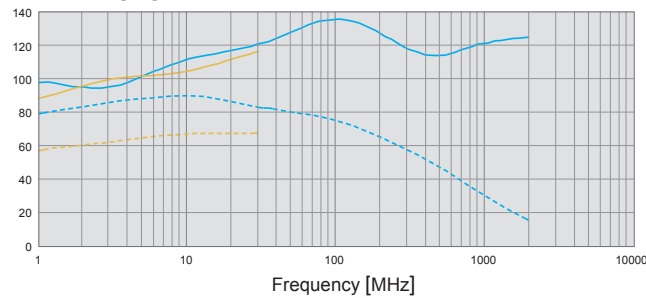
Attenuation [dB]



	E-M-field	dummy plate
	H-field	dummy plate
	E-M-field	PFA 20.000
	H-field	PFA 20.000

PF 32.000 EMC /
PFA 30.000 EMC

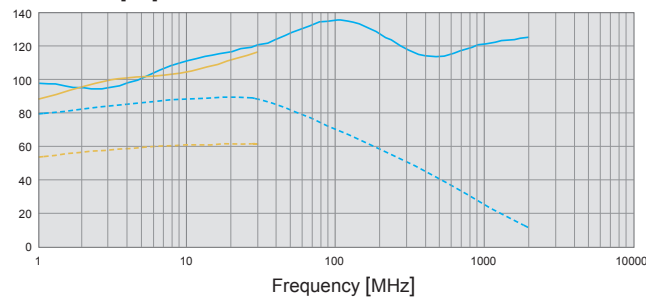
Attenuation [dB]



	E-M-field	dummy plate
	H-field	dummy plate
	E-M-field	PFA 30.000
	H-field	PFA 30.000

PF 42.500 EMC /
PF 43.000 EMC /
PFA 40.000 EMC

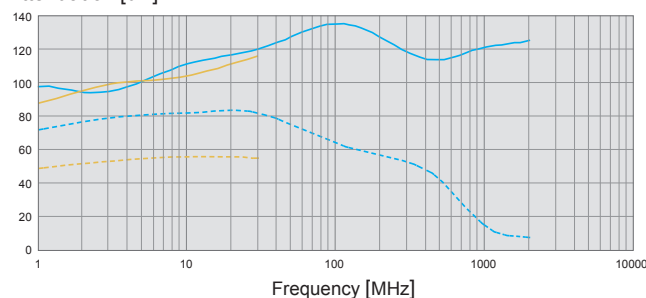
Attenuation [dB]



	E-M-field	dummy plate
	H-field	dummy plate
	E-M-field	PFA 40.000
	H-field	PFA 40.000

PF 65.000 EMC /
PF 66.000 EMC /
PF 67.000 EMC /
PFA 60.000 EMC

Attenuation [dB]



	E-M-field	dummy plate
	H-field	dummy plate
	E-M-field	PFA 60.000
	H-field	PFA 60.000